




VERTICAL PIVOT LIFT OPERATOR



Operator Detail

1. Control box
2. Open limit switch
3. Safety pin
4. Battery shelf
5. Operator arm
6. Spring assembly
7. Bullwheel & belt system
8. Gear motor
9. Belt tension release
10. AC input & outlet box




SLIDE ASSEMBLY



Slide Assembly Detail

1. Spring chain connector
2. Adjustment rod
3. Locking nuts
4. T-bolt
5. Spring tension bolt

ELECTRICAL BOX DETAIL



Control Box Detail

1. Optional accessories
2. Loop detector socket bases
3. Board accessory inputs
4. Control board
5. Accessory power strip
6. Cycle counter
7. Pushbutton ON/OFF switch
8. DC main power ON/OFF switch
9. Amp meter
10. Surge board

OPTIONAL ACCESSORIES

Heavy Duty Locks



Indicating Lights




Radio Receiver



Antenna



A/C Indicator Light



New location

Photo Eye



7306 Driver Road, P.O. Box 50
 Berlin Heights, OH 44814
 PH: 1-800-944-GATE
 FAX: 419-588-3514
 Email: Sales@AutoGate.com
www.AutoGate.com