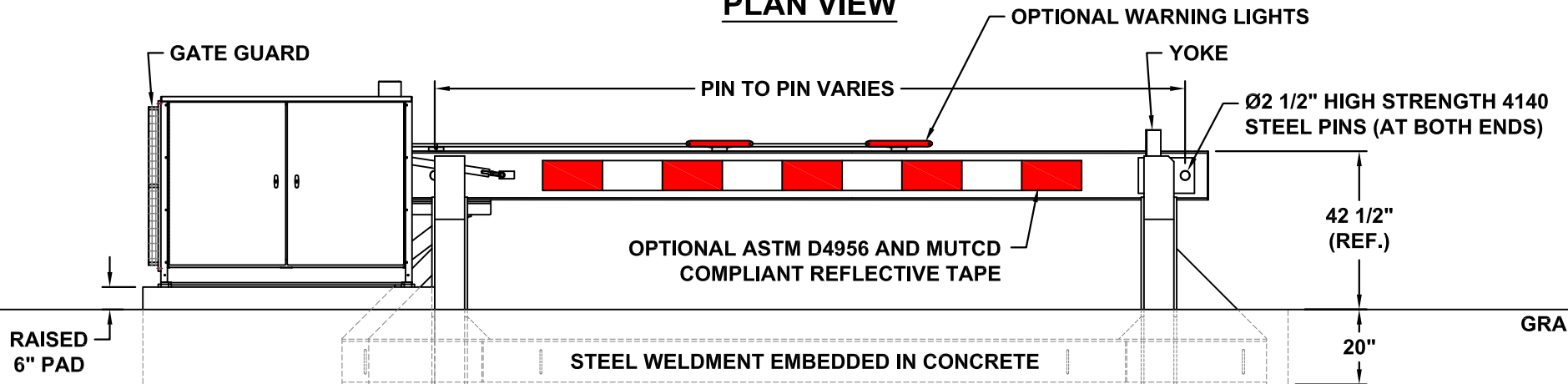


PLAN VIEW



ELEVATION VIEW

VIEWED FROM THE SECURED SIDE

NOTICE
 THE INFORMATION CONTAINED ON THIS DOCUMENT IS CONFIDENTIAL. ANY DISSEMINATION, UNAPPROVED DISCLOSURE OR COPYING OF THIS INFORMATION IS STRICTLY PROHIBITED.

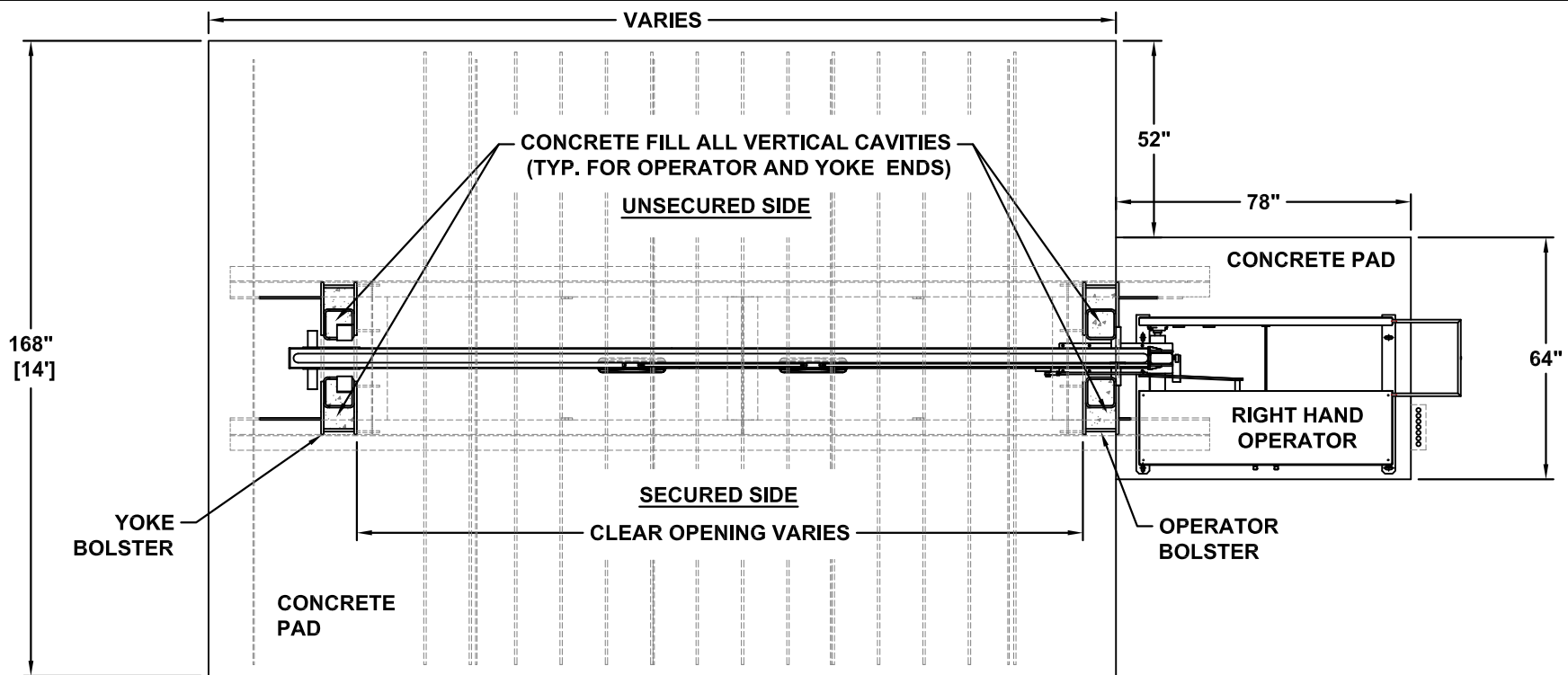
Date: 12/08/14
 Dr. By: MKS
 Ckd. By: EGS



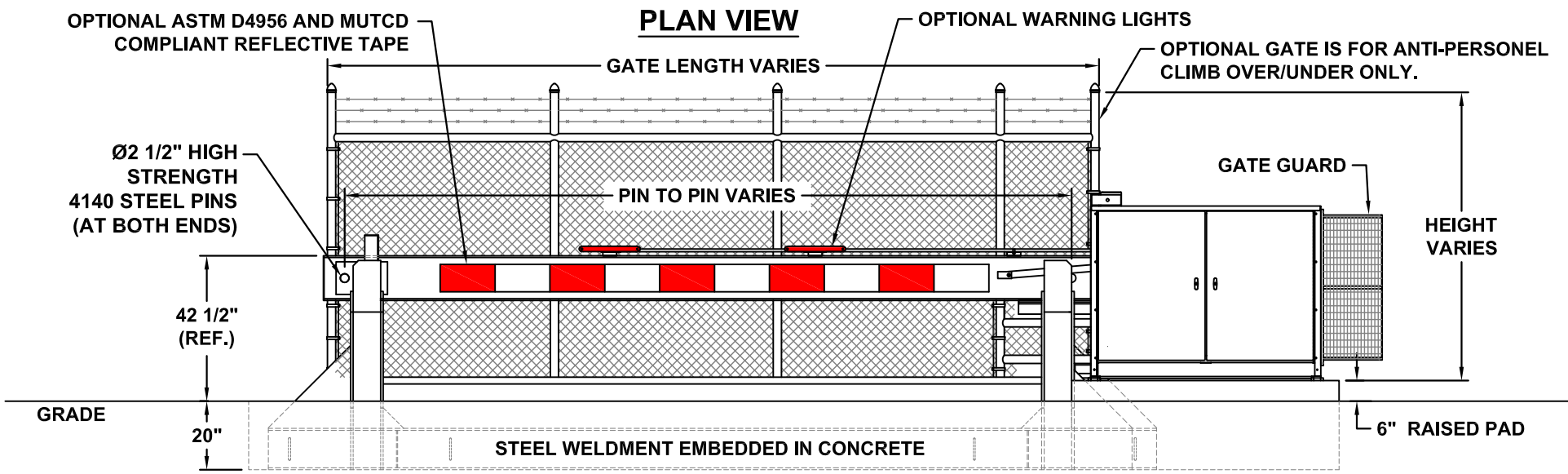
Rev.:	Description:	Date:	Drn. By:	Ckd. By:
.

DO NOT SCALE
 UNLESS OTHERWISE SPECIFIED DIMENSIONS ARE IN INCHES ANGLES ± 1°
 .X/X ± 1/32, .XX ± .01, .XXX ± .005

Dwg.: M30 Shallow Foundation CG - Website.dwg
 Title: M30 Shallow Foundation, Barrier Arm



PLAN VIEW



ELEVATION VIEW

VIEWED FROM THE SECURED SIDE

NOTICE
 THE INFORMATION CONTAINED ON THIS DOCUMENT IS CONFIDENTIAL. ANY DISSEMINATION, UNAPPROVED DISCLOSURE OR COPYING OF THIS INFORMATION IS STRICTLY PROHIBITED.

Date: 12/08/14
 Dr. By: MKS
 Ckd. By: EGS



Rev.:	Description:	Date:	Drn. By:	Ckd. By:
.

DO NOT SCALE

UNLESS OTHERWISE SPECIFIED DIMENSIONS ARE IN INCHES ANGLES ± 1°
 XIX ± 1/32, XX ± .01, XXX ± .005

Dwg.: M30 Shallow Foundation CG - Website.dwg

Title: M30 Shallow Foundation, Chainlink