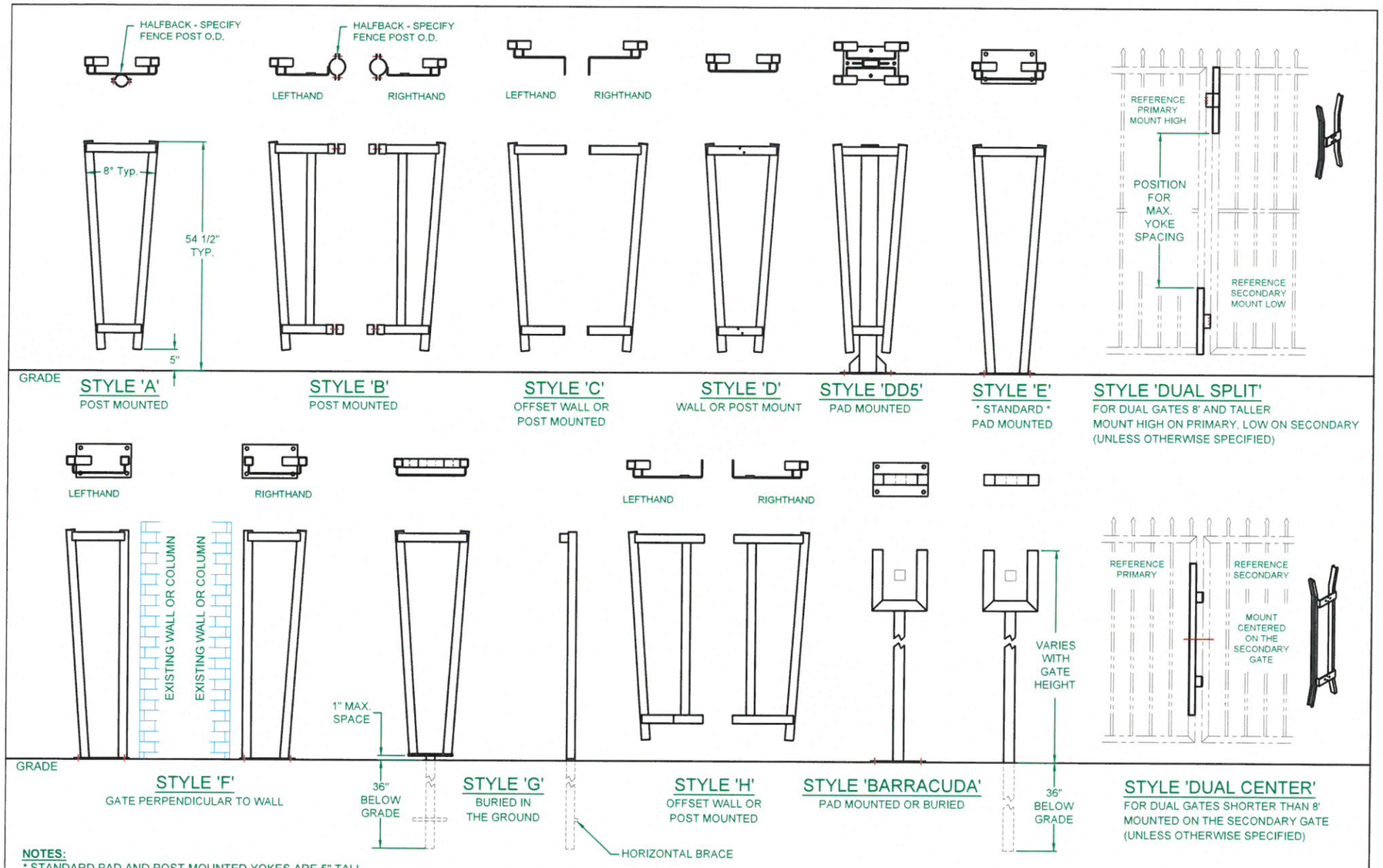

NOTES:

* STANDARD PAD AND POST MOUNTED YOKES ARE 5" TALL.
* STYLES 'G' AND 'BARRACUDA' RECESS ADDITIONAL 36" BELOW GRADE.
* STYLES 'A','B','C','D' & 'H' ARE MOUNTED 5" ABOVE GRADE.
* UNLESS SPECIFIED, GATE IS FURNISHED WITH STYLE 'E'.
* PRIMARY AND SECONDARY YOKE CONFIGURATION BASED ON HEIGHT.

Rev.:	Description:	Date:	Drn. By:	Ckd. By:
F	DA5 RENAMED TO DD5	12/10/18	AFS	KAY
E	STYLE 'DUAL CENTER' WAS MOUNTED ON PRIMARY GATE	02/09/17	MKS	KAY
D	RE-ARRANGED ALL & ADDED DUAL STYLE YOKES	11/25/14	KAY	DMR

Rev.:	Description:	Date:	Drn. By:	Ckd. By:
C	ADDED "DA5" STYLE YOKE (DOUBLE PAD MOUNTED)	07/01/14	MKS	EGS
B2	ADDED "H" STYLE YOKE	01/17/13	SLD	KLL
B1	ADDED BARRACUDA STYLE YOKE	01/17/13	SLD	SLD
A	ADDED FLATBAR TO STYLE "B" YOKE	08/27/10	MKS	DMR

DO NOT SCALE

NOTICE
THE INFORMATION CONTAINED ON THIS DOCUMENT IS CONFIDENTIAL. ANY DISSEMINATION, UNAPPROVED DISCLOSURE OR COPYING OF THIS INFORMATION IS STRICTLY PROHIBITED

UNLESS OTHERWISE SPECIFIED DIMENSIONS ARE IN INCHES
ANGLES ± 1°
X/X ± 1/32, .XX ± .01, .XXX ± .005

Date: 12/21/05
Drn. By: MKS
Ckd. By: DMR

AutoGate
Gate Entry Systems
Berlin Heights, Ohio
FAX (419) 588-3514

Dwg.: 105 YOKE STYLES
Title: YOKE STYLES (5' STANDARD)

AFS 12/10/18

E:\AutoCAD Drawings\Auxiliary - Std Layouts - Site Prints\Standard VPL Drawings\105 Yoke Styles.dwg

NOTES:

1.) GATES OVER 9' TALL WILL REQUIRE LOCAL FENCING (SEE SHADED AREA).
2.) SCALE IS IN INCHES
3.) REFERENCE DWG. #'s 100, 101, 102, and 103.
4.) AUTOGATE PROVIDES GATE GUARDS FOR GATES 9' TALL AND UNDER THAT ARE CONSTRUCTED OF STD. MATERIAL. NON-STANDARD MATERIALS MAY NOT HAVE A PROVIDED GUARD. IF GUARD IS NOT PROVIDED: REVIEW YOUR ORDER AND DWG, CONTACT AUTOGATE.
5.) FENCE OFF REAR AREA PER F2200.
6.) INSTALL EXTERNAL ENTRAPMENT PROTECTION DEVICES TO MITIGATE POTENTIAL OF ENTRAPMENT.

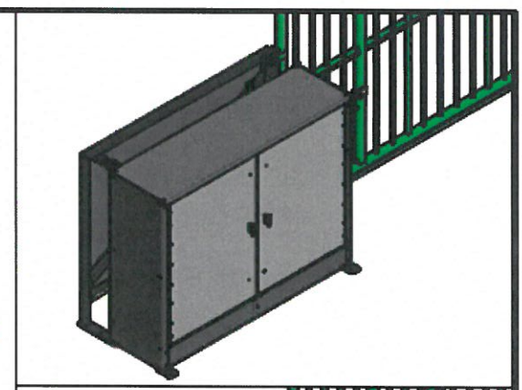

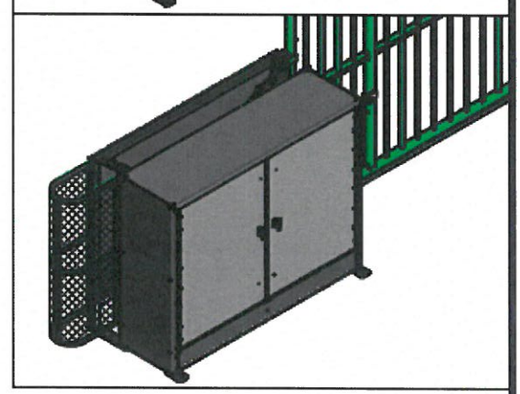

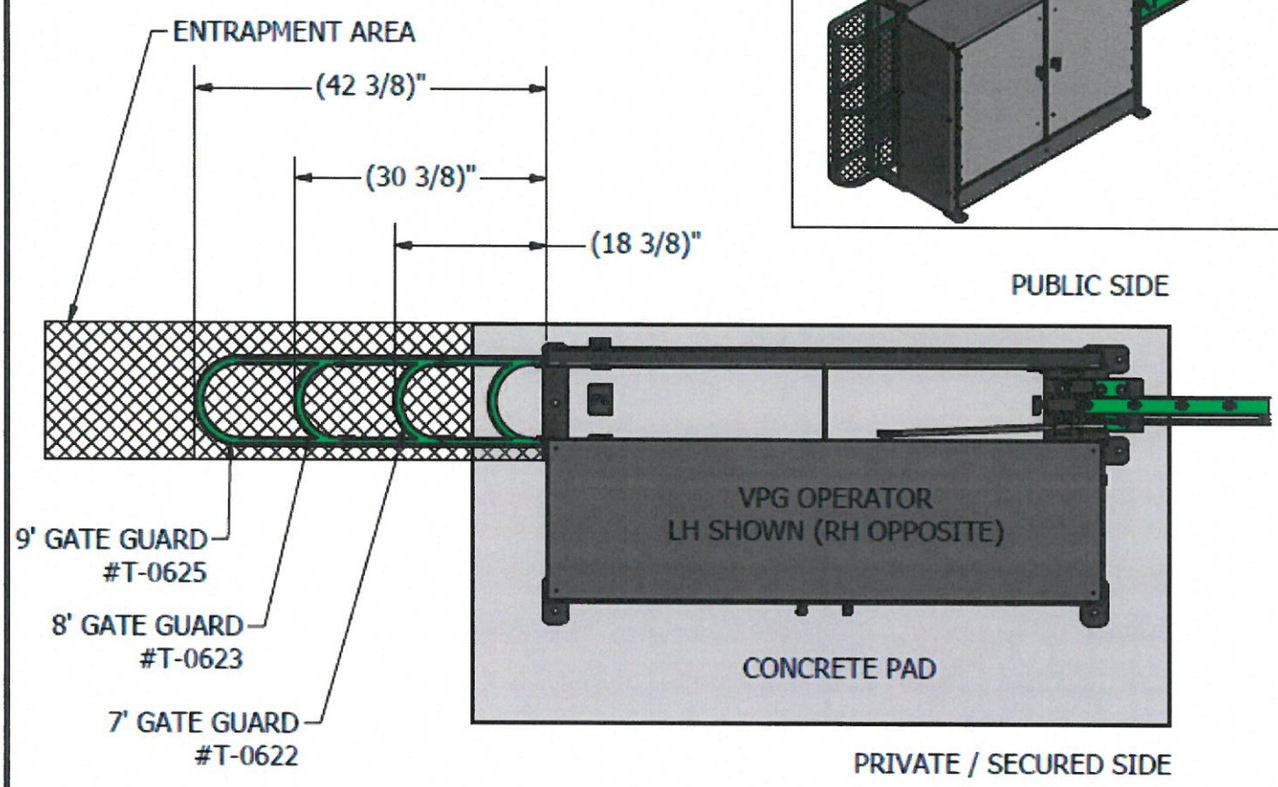

NOTICE	Date: 7/31/2018	AutoGate Gate Entry Systems Berlin Heights, Ohio FAX (419) 588-3514	
THE INFORMATION CONTAINED IN THIS DOCUMENT IS CONFIDENTIAL. ANY DISSEMINATION, UNAPPROVED DISCLOSURE, OR COPYING OF THIS INFORMATION IS STRICTLY PROHIBITED.	Drw By: bmissler		
	Ckd. By:		
	Title: STANDARD GATE GUARDS AND DIMENSIONS		
NOTE: DIMENSIONS ARE IN INCHES UNLESS OTHERWISE SPECIFIED TOLERANCES ARE: ANGLES ± 1° X/4" ± 1/16" X.X" ± .06 X/8" ± 1/32" X.XX" ± .03" X/16" ± 1/64" X.XXX" ± .005"	Description:		
	Drawing Number: **InO - Standard Gate Guards Assembly**		Rev:
	Inventory:	Material:	
FILE: E:\3D Inventor\I&O manual 3D files\InO - Standard Gate Guards Assembly.iam			

CABLE WIND BRACING

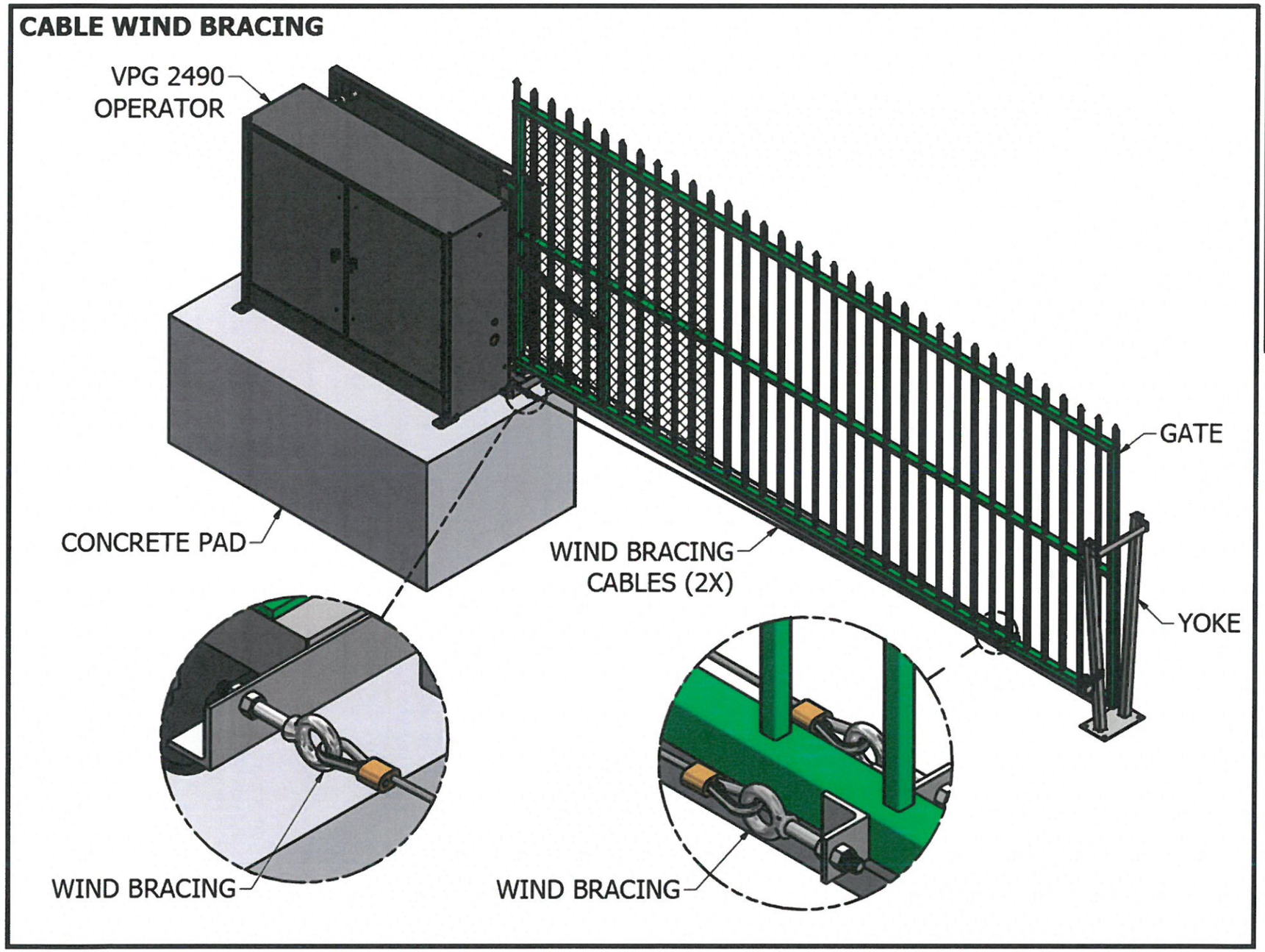

CABLE WIND BRACING

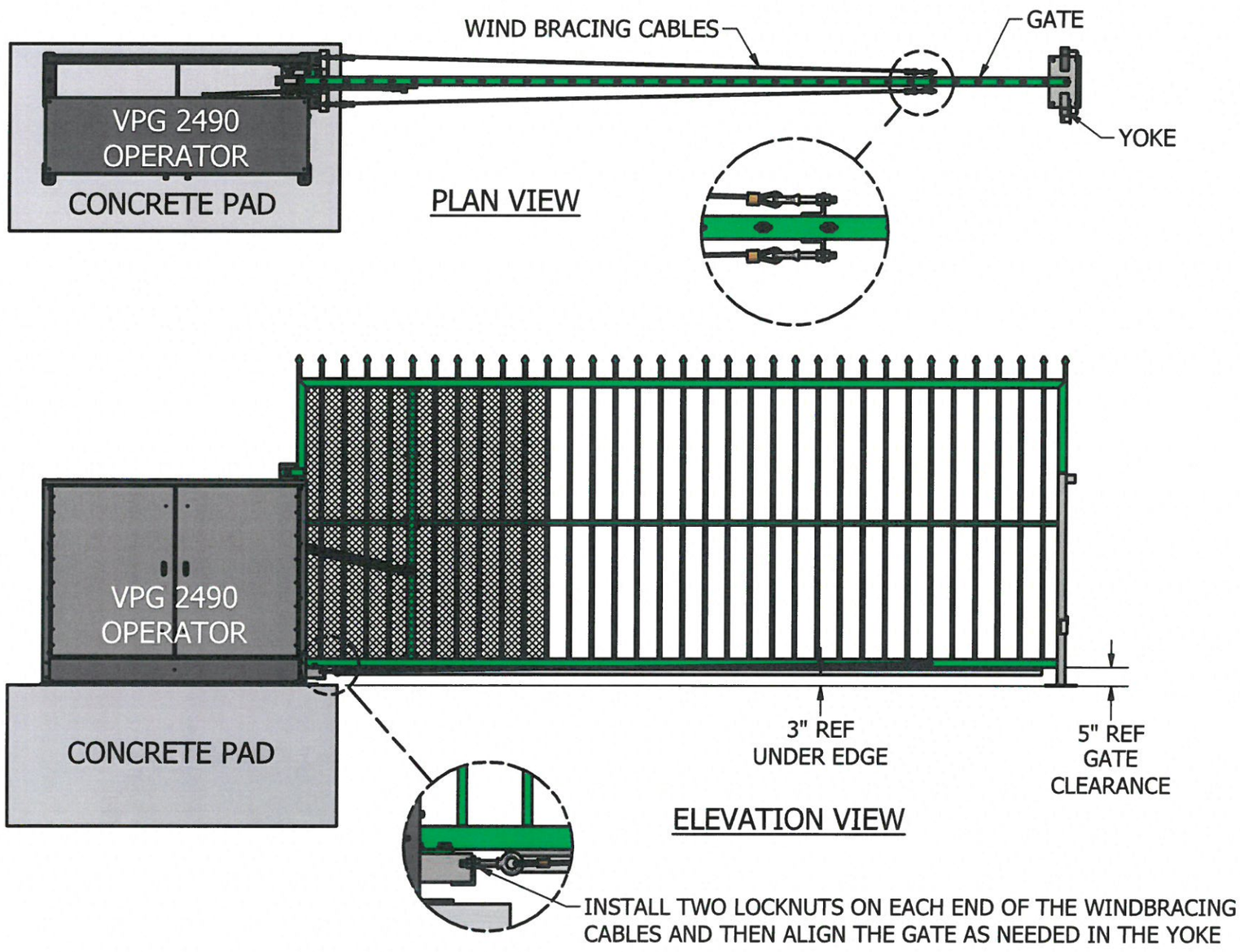

MASTED WIND BRACING

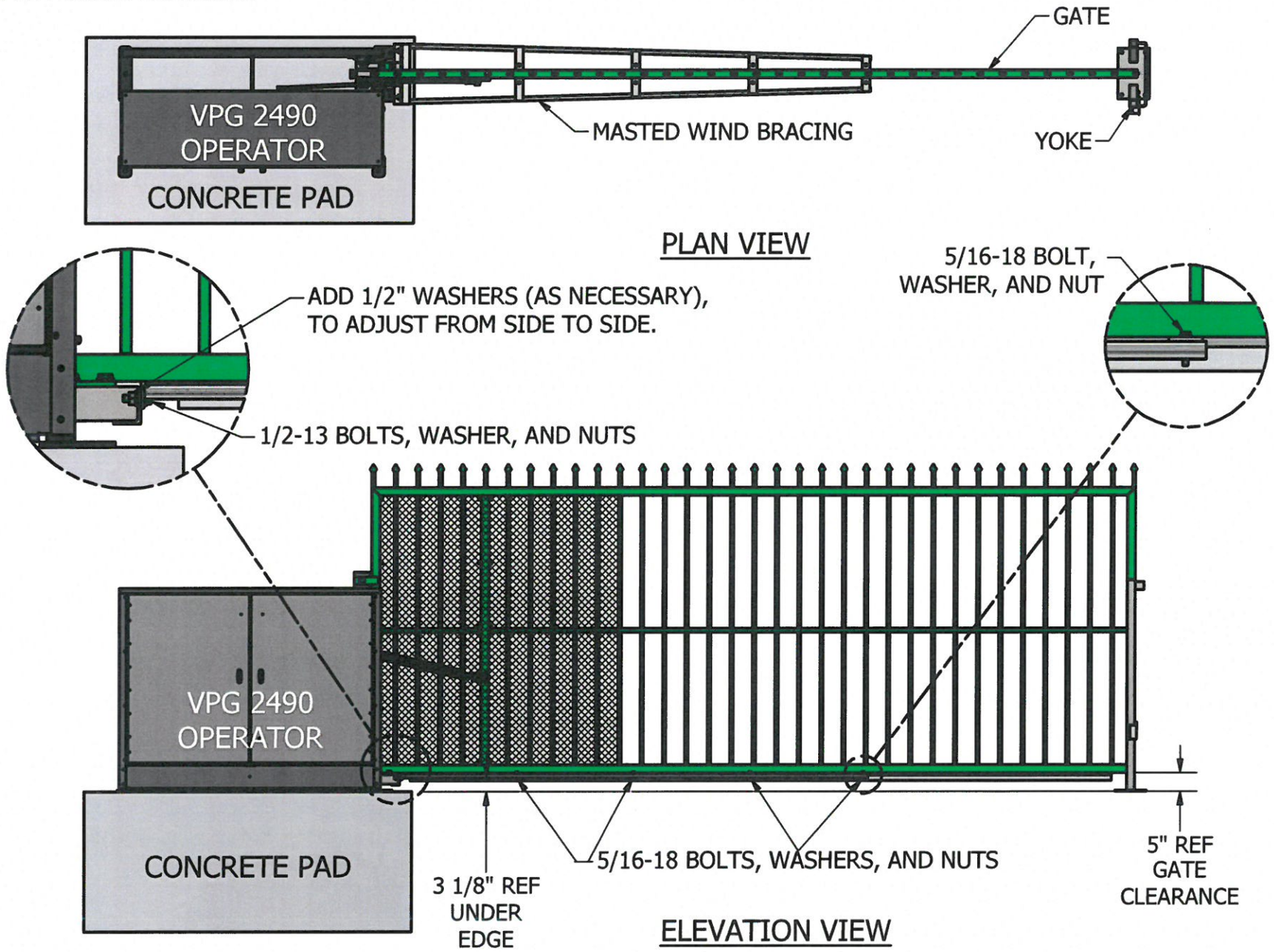

MASTED WIND BRACING

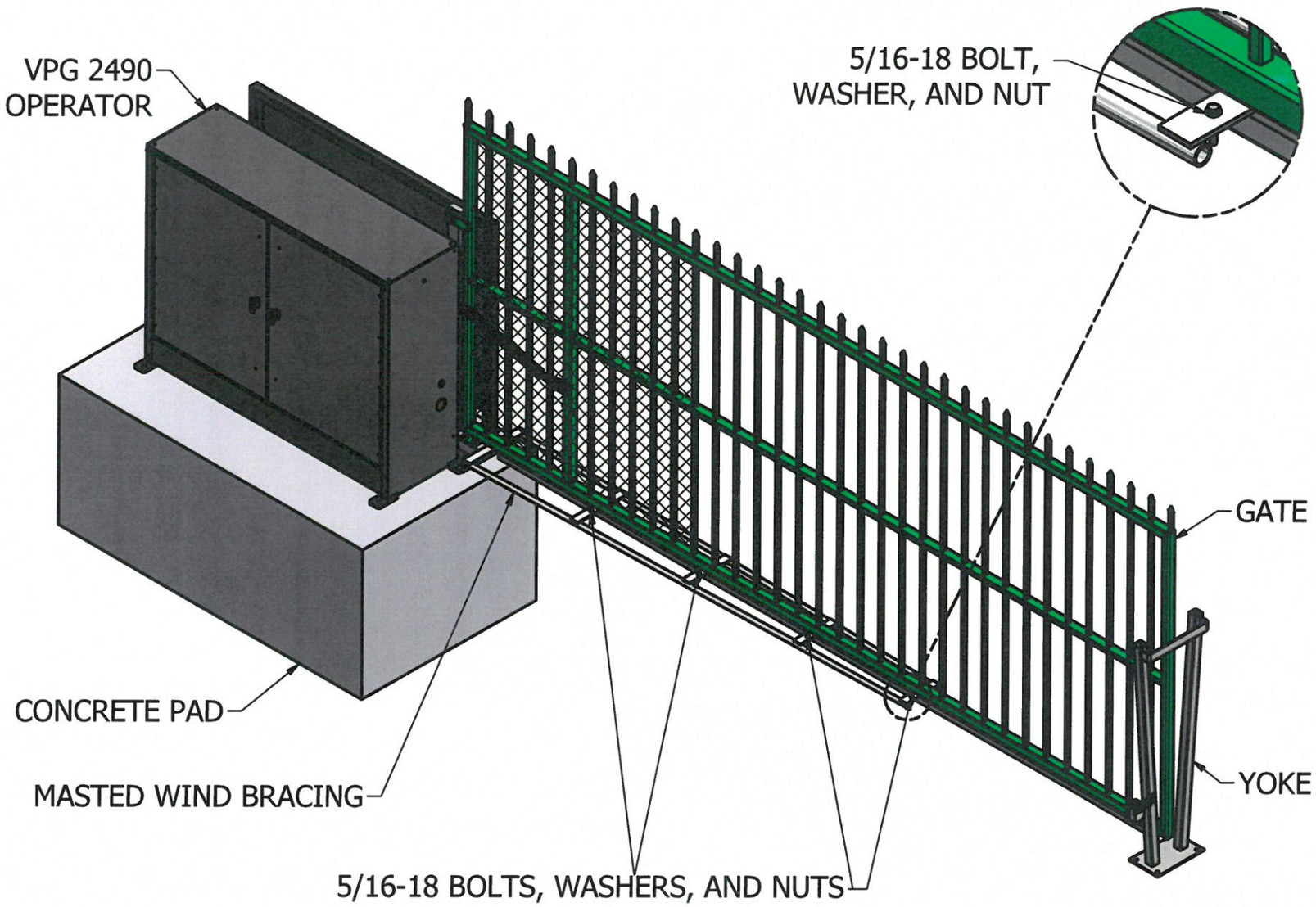

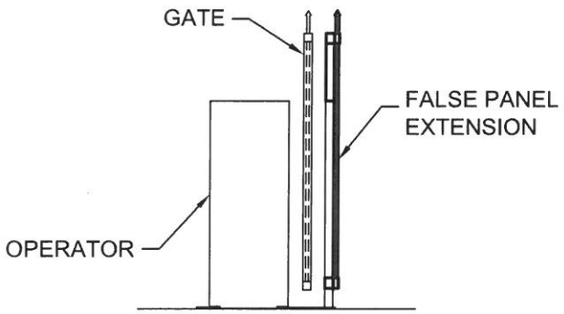

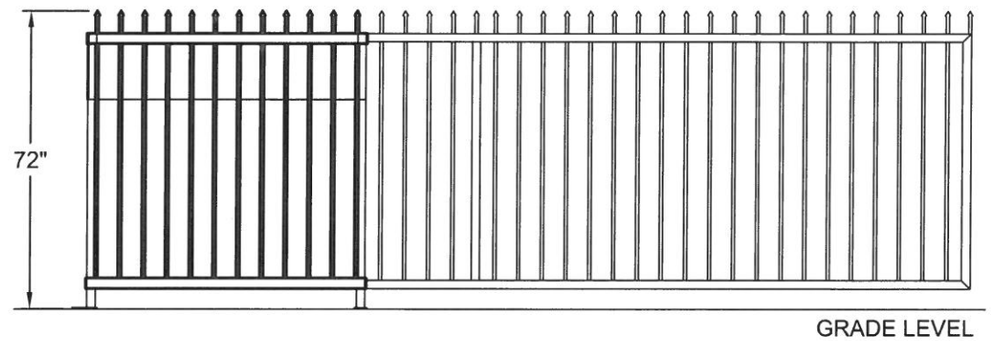

FALSE PANEL EXTENSION

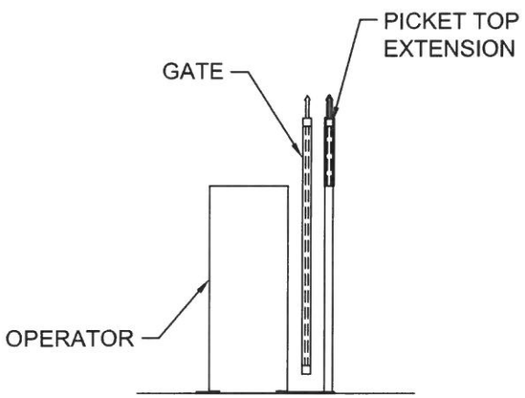

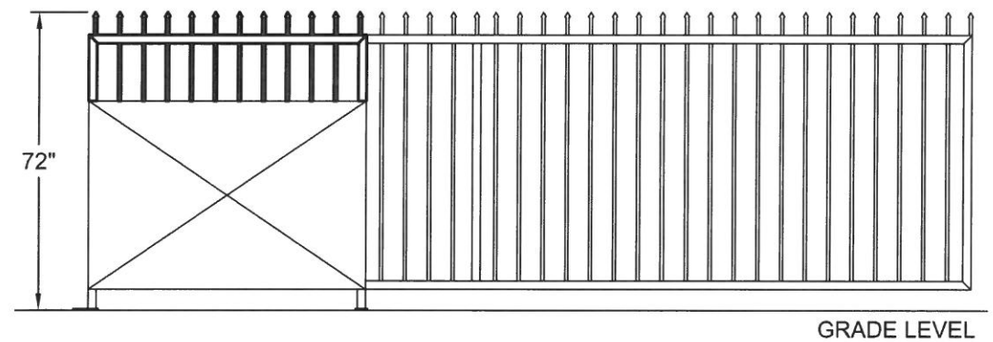

PICKET TOP EXTENSION

Rev.:	Description:	Date:	Drn. By:	Ckd. By:
.	.	.	.	
A	Updated drawing	12/12/12	SLD	

DO NOT SCALE

NOTICE

THE INFORMATION CONTAINED ON THIS DOCUMENT IS CONFIDENTIAL. ANY DISSEMINATION, UNAPPROVED DISCLOSURE OR COPYING OF THIS INFORMATION IS STRICTLY PROHIBITED

UNLESS OTHERWISE SPECIFIED DIMENSIONS ARE IN INCHES
ANGLES ± 1°
X/X ± 1/32, .XX ± .01, .XXX ± .005

Date: 7/01/09
Drn. By: MKS
Ckd. By: DMR

AutoGate
Gate Entry Systems
Berlin Heights, Ohio
FAX (419) 588-3514

Dwg.: 125

Title: FALSE PANEL EXTENSION STYLES